

# HA PREMIER



**WIDE-POWER**

**WIDE POWER**

**QuickZoom**

# HA13x4.5BE RM/RD\*





# HA13x4.5BE RM/RD\*

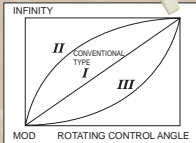
Zoom Ratio / Format	13X / 2/3"
Focal Length	4.5 to 59 mm
Extender	(2X) 9 to 118 mm
Maximum Relative Aperture	1:1.8 (4.5 ~ 41 mm)
Maximum Photometric Aperture T-No.	1:2.6 (59 mm)
Angular Field of View	4.5 mm93° 38' x 61° 50'
16:9 Aspect Ratio	59 mm9° 18' x 5° 14'
	(2X) 9 mm56° 06' x 33° 20'
	118 mm4° 39' x 2° 37'
M.O.D. from Image Plane	0.59 m
M.O.D. from Front of Lens	0.3 m
Object Dimensions at M.O.D.	4.5 mm757 x 420 mm
	59 mm55 x 31 mm
	(2X) 9 mm373 x 210 mm
	118 mm28 x 16 mm
Filter Size	ø127 mm P=0.75 (In Hood)
Dia ø x Length (w/o Hood)	ø95 x 238.5 mm
Weight (w/o Hood)	1.98 kg (RM) / 2.05 kg (RD)*
Options	Ratio Converter / 16 Bit Encoder
Features	Inner Focus / Zoom Limit / Quick Zoom

\*RD contain servos for zoom and focus.

## ACCESSORIES: HD & SD ENG/EFP

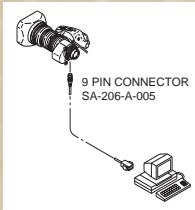
### THREE-MODE FINE FOCUS

By shifting the sensitivity from the wide side to the telephoto side of the focus range, this control provides more precise focusing for studio or sports productions.



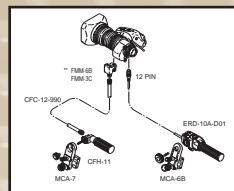
### SERIAL DIGITAL REMOTE CONTROL BY PC

Remote control of zoom, focus and iris for Digipower lenses is possible via serial digital link, providing accurate positioning for virtual studio and other applications requiring digital precision.

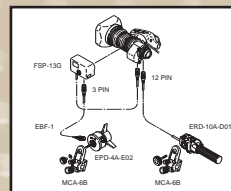


## DIGI POWER REAR CONTROL KITS

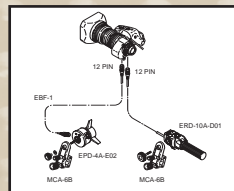
**MS-11D Manual Focus/Servo Zoom**  
For use with RM/ZM type lenses.



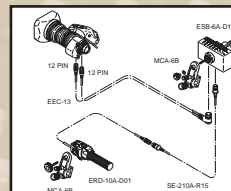
**SS-11D Servo Focus/Servo Zoom**  
For use with RM/ZM type lenses.



**SS-13D Servo Focus/Servo Zoom**  
For use with RD/ZD type lenses.



**SS-14S Servo Focus/Servo Zoom**  
For use with RD/ZD type lenses.



## ACCESSORIES: HD ENG/EFP

### LENS CONVERTERS



Wide Converter (WCV)




Tele Converter (TCV)

### HD/ENG LENS CONVERTERS

Model	Type	ø Size	Converter* Mag.	Converted Focal Length (mm)	M.O.D. (m)	Weight (kg)
HS16x4.6	TELE	95 mm	TCV-H95	1.5x	74.0→111.0	0.90 1.00
	WIDE	95 mm	WCV-H95	0.8x	4.6→3.9	0.29 1.00
HS18x5.5/HS18x5.5	TELE	85 mm	TCV-H85	1.5x	100.0→150.0	1.35 1.10
	WIDE	85 mm	WCV-H85	0.8x	5.5→4.4	0.38 1.05
	FISHEYE	85 mm	F-ATH85	0.57x	5.5→3.1	0.19 0.36
HA16x6.3	TELE	95 mm	TCV-H95	1.5x	101.0→152.0	0.90 1.00
	WIDE	95 mm	WCV-H95	0.8x	6.3→5.4	0.29 1.00
HA18x7.6E/HA18x7.6	TELE	85 mm	TCV-H85	1.5x	137.0→205.5	1.35 1.10
	WIDE	85 mm	WCV-H85	0.8x	7.6→6.1	0.38 1.05
	FISHEYE	85 mm	F-ATH85	0.57x	7.6→5.3	- 0.36
HA22x7.3E	TELE	110 mm	TCV-H110	1.5x	161.0→242.0	1.90 1.10
	WIDE	100 mm	TCV-H100	1.5x	175.0→262.5	1.80 1.00
	WIDE	100 mm	WCV-H100	0.8x	7.6→6.1	0.51 1.05
HA23x7.6E	TELE	100 mm	TCV-H100	1.5x	7.6→5.3	0.39 0.53
	WIDE	100 mm	WCV-H100	0.7x	7.6→4.3	0.26 0.63
	FISHEYE	100 mm	F-ATH100	0.57x	7.6→4.3	0.19 0.36
XS17x5.5	TELE	85 mm	TCV-H85	1.5x	94.0→141.0	1.35 1.10
	WIDE	85 mm	WCV-H85	0.8x	5.5→4.4	0.38 1.05
	WIDE	85 mm	WAT-H85	0.7x	5.5→3.8	0.29 0.36
ZA17x7.6	TELE	85 mm	TCV-H85	1.5x	130.0→195.0	1.35 1.10
	WIDE	85 mm	WCV-H85	0.8x	7.6→6.1	0.38 1.05
	WIDE	85 mm	WAT-H85	0.7x	7.6→5.3	0.29 0.36
ZA17x7.6	TELE	85 mm	F-ATH85	0.57x	7.6→4.3	0.19 0.36
	WIDE	100 mm	TCV-H100	1.5x	167.0→250.5	1.80 1.00
	WIDE	100 mm	WCV-H100	0.8x	7.6→6.1	0.51 1.05
ZA22x7.6	TELE	100 mm	TCV-H100	0.7x	7.6→5.3	0.39 0.53
	WIDE	100 mm	WAT-H100	0.7x	7.6→5.3	0.39 0.53
	FISHEYE	100 mm	F-ATH100	0.57x	7.6→4.3	0.26 0.63


\*TCV/WCV are zoom thru type \*\*ø 95mm P-1 screw on type  
Wide attachment and fisheye attachment can be used at WIDE END.  
Number of M.O.D. is at wide end.

### DIGI ZOOM DEMAND\*



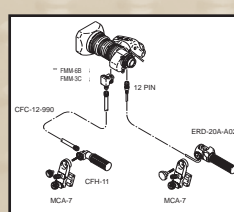
\*New Digital features only available on ERM/ERD-M/S.

- A. CFC-990 Flex Cable
- B. FMM-3B/6B Manual Module
- C. ZMM-6 Manual Module
- D. EBF-1 Focus Cable
- E. MCA-6
- F. ERD-20A-A02 Zoom Demand
- G. FSP-13G Focus Positional Module
- H. EPD-4A-E02
- I. CZH-14 Focus Handle
- J. CFH-11 Focus Handle
- K. MCA-7 Mounting Clamp
- L. EPD-20A-A01/A02 Focus Demand
- M. ERD-10A-D01 Zoom Demand
- N. ALH-117A-02A Support for HA36x/A36x HA42x

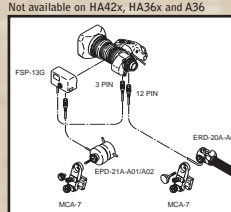


## STANDARD REAR CONTROL KITS

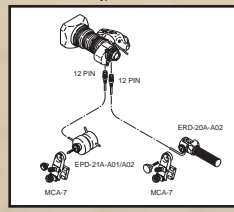
**MS-11 Manual Focus/Servo Zoom**



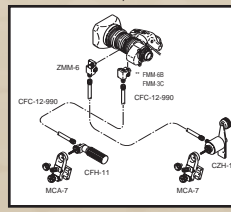
**SS-11 Servo Focus/Servo Zoom**  
Not available on HA42x, HA36x and A36



**SS-13A Servo Focus/Servo Zoom**  
For use with ERD type lenses.



**MM-11 Manual Focus/Manual Zoom**  
Not available on HA42x, HA36x and A36x



\*Specify camera type  
\*\*FMM-3C for use on HA36x, HA42x and HA25x

## MOUNTING SYSTEM

Fujinon has replaced the "cone" shaped mounting system with the "tooth" system. The cone type may still be ordered as a special order.

